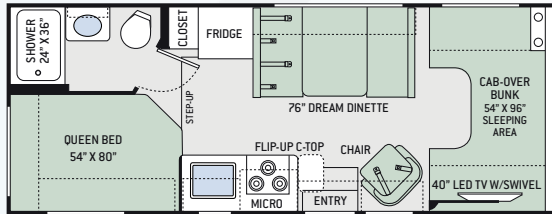


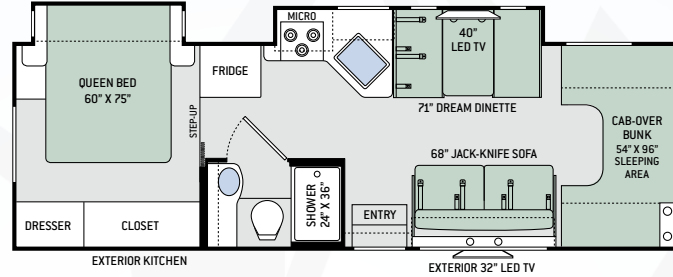
FREEDOM ELITE

CAMPING WORLD RV SALES

23H

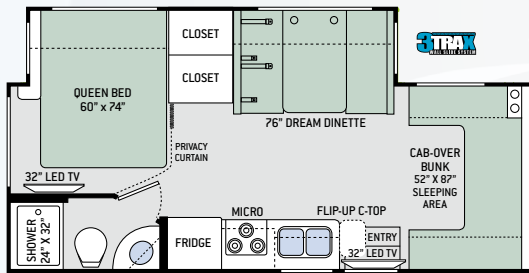


29FE

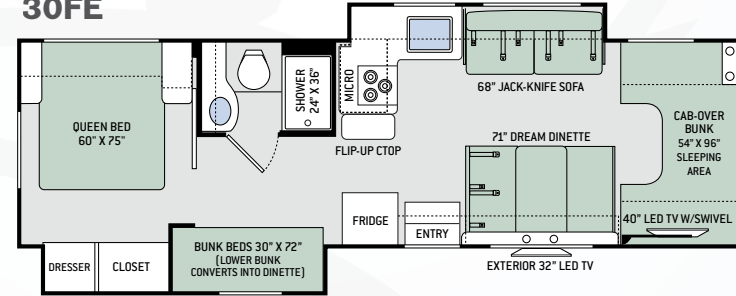


STANDARD GRAPHICS (22FE ONLY)

24FE NEW

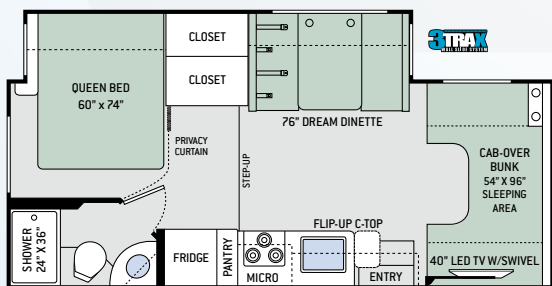


30FE



ATLANTIC BLUE **HD**
(23H, 24FE, 24HE, 26HE, 29FE & 30FE ONLY)

24HE NEW



	22FE	23H	24FE	24HE	26HE	29FE	30FE
Chassis	Ford	Ford	Mercedes-Benz Sprinter	Ford	Ford	Ford	Ford
Gross Vehicle (GVWR)	12,500	12,500	11,030	12,500	12,500	14,500	14,500
Gross Combined (GCWR)	18,500	18,500	15,250	18,500	18,500	22,000	22,000
Wheel Base	158"	158"	170"	168"	183"	212"	223"
Exterior Length (w/o ladder)	24'	24'-10"	24'-8"	24'-11"	27'-6"	29'-11"	32'-2"
Exterior Height (w/AC)	10'-10"	10'-10"	11'-10"	11'-1"	10'-10"	10'-10"	10'-10"
Exterior Width (w/o mirrors)	99"	99"	90"	99"	99"	99"	99"
Interior Height (living area)	84"	84"	84"	84"	84"	84"	84"
Awning Size	15'	15'	15'	16'	18'	14'	10'-6"
Fuel (gal)	55	55	26.4	55	55	55	55
LPG (lbs)	40.9	40.9	68.2	40.9	40.9	40.9	40.9
Fresh/Waste/Gray Water (gal)	40 / 29 / 25	40 / 24.5 / 38.5	30 / 24 / 38	40 / 32.5 / 37	40 / 29 / 25	39 / 26 / 32	40 / 26 / 31
Water Heater (gal)	6	6	Instant Tankless	6	6	6	6
Furnace (BTUs)	19,000	19,000	30,000	30,000	30,000	30,000	30,000
Exterior Storage Capacity (cu. ft.)	30.9	69.5	48.5	40	40	46.7	64.8

CONSTRUCTION & EXTERIOR

- Welded Tubular Steel Floor
- Welded Tubular Aluminum Roof & Sidewall Cage Construction
- Vacu-Bond Laminated Roof, Sidewalls & Floor with Block Foam Insulation
- Premium One-Piece TPO Roof
- Slick Fiberglass Exterior with Graphics Package (22FE)
- HD-MAX® Exterior with Graphics Package (N/A 22FE)
- Electric Stabilizing System (24FE & 24HE)
- MEGA-Storage™ Compartment
- Lighted Rotocast Storage Compartments
- Flush Mount Radius Compartment Doors
- Portable Folding Table (23H)
- Power Patio Awning with Integrated LED Lighting
- Slideout Room Topper Awnings (N/A 23H)
- Roof Ladder
- Framed Slider Windows
- 5,000-lb. Trailer Hitch (24FE)
- 8,000-lb. Trailer Hitch (N/A 24FE)

AUTOMOTIVE & COCKPIT

- Touchscreen Dash Radio with Back-up Monitor
- Deluxe Exterior Mirrors (N/A 24FE)
- Deluxe Heated Exterior Mirrors (24FE)
- Power Windows & Door Locks
- Keyless Entry System (24FE, 29FE & 30FE)
- Cruise Control
- Emergency Engine Start Switch (N/A 24FE)
- Windshield Privacy Curtain
- Aluminum Running Boards (N/A 24FE)
- Valve Stem Extenders (24FE, 29FE & 30FE)
- Stainless Steel Wheel Liners

INTERIOR

- Rubber Tread Entry Steps with Lighted Step Well
- Residential Vinyl Flooring Throughout
- 84" Interior Ceiling Height
- Hard Vinyl Ceiling
- LED Lighting
- Ceiling Ducted Air Conditioning System (24FE, 24HE, 26HE, 29FE & 30FE)
- Cab-Over Bunk Ladder
- High-Sheen Flat Panel Cabinet Doors with Nickel Finish Hardware
- Ball-Bearing Metal Drawer Guides
- Window Privacy Shades
- Dream Dinette® Booth
- Fabric Barrel Chair (23H)
- Fabric Jack-Knife Sofa (26HE, 29FE & 30FE)

KITCHEN

- 6 cu. ft. Double Door Refrigerator
- Recessed 3-Burner Gas Cooktop/Oven with Glass Cover (N/A 24FE)
- 3-Burner Gas Cooktop (24FE)
- Convection Microwave Oven (24FE)
- Microwave Oven (N/A 24FE)
- Laminate Kitchen Countertops
- Flip-up Countertop Extension (N/A 26HE or 29FE)
- Silverware Tray
- Stainless Steel Sink & Single Handle Faucet w/Pull-Down Sprayer

BEDROOM & BATHROOM

- Queen Size Bed
- Bedspread & Pillow Shams
- Bunk Beds that Convert to Dinette (30FE)
- Foot Flush Toilet
- Shower with Curtain (22FE)
- Shower with Retractable Door (N/A 22FE)

ENTERTAINMENT

- 32" LED TV on Manual Swivel (24FE)
- 40" LED TV on Manual Swivel in Cab-Over (N/A 24FE or 29FE)
- 40" LED TV in Living Area (29FE)
- 32" LED TV in Bedroom (24FE)
- Dual 15.5" TVs & DVD Player in Bunk Bed Area (30FE)
- Blu-Ray DVD Player
- Cable TV Ready
- Digital TV Antenna
- Bluetooth® Coach Radio System in Bedroom with Exterior Speakers (29FE & 30FE)
- Exterior 32" LED TV on Manual Swivel (29FE & 30FE)
- Exterior Kitchen with 2.6 cu. ft. Refrigerator, Sink & 1000-watt Inverter (29FE)

ELECTRICAL & PLUMBING

- Onan® RV QG 3600 LP Generator (24FE)
- Onan® RV QG 4000 Gas Generator (N/A 24FE)
- 30-amp Shoreline Power Cord
- 13,500 BTU Roof Air Conditioner in Front
- Auxiliary House Battery
- Pre-Wired for Solar Charging
- Exterior LP Connection (24FE, 29FE & 30FE)
- Instant Tankless Water Heater (24FE)
- 6-gallon DSI Gas Water Heater (22FE, 23H, 24HE & 26HE)
- 6-gallon DSI Gas/Electric Water Heater (29FE & 30FE)
- Water Heater Bypass System (N/A 24FE)
- Holding Tanks with Heat Pads (29FE)
- Outside Shower (24FE & 30FE)



BAYSIDE II



WICKER BASKET II



COUNTERTOPS



RESIDENTIAL VINYL
FLOORING

YOUR LOCAL DEALER



IMPORTANT-PLEASE READ: This brochure reflects product design, fabrication, material, components and specifications at the date of printing, which date is disclosed below. Please visit us online at ThorMotorCoach.com or consult with your selling dealership for the latest in standards, options, specification and technical information. Photographs in the brochure may depict optional equipment or may only be available in certain floor plans. Components, appliances and the chassis may have been manufactured in a calendar year before the vehicle's designated model year. All capacities are approximate. The actual length of the vehicle may differ from that indicated in the brochure due to variances in the manufacturing processes and/or installed components. All dry weights are based on standard model features and do not include optional features or equipment. Component part and appliance manufacturers issue limited warranties covering portions of the vehicle not covered under the limited warranty we issue. Copyright Thor Motor Coach, Inc. © OH 04/15/17